


## Vinyl Link Entrance Mats



Vinyl Link Entrance Mats are constructed of rectangular links bound together with stainless steel reinforcement rods. This heavy-duty construction produces a long-lasting mat that effectively removes dirt and debris.

- Made for heavy-trafficked areas, both indoors and outside
- Available in an open design for greater drainage and the traditional closed design for ADA-compliance and greater durability.
- Heavy-duty link mat that is tough on scraping shoes clean of dirt and debris
- Features either a beveled edging on all sides for a surface-mounted application or straight edging for recessed (or inlaid) applications.

Item No: ENLLINK

**Standard Sizes (Approximate)**

Size	Qty. 1-5	Qty. 6-10	Qty. 11-20	Qty. 21-50
2' x 3'	\$156.00	\$144.00	\$132.00	\$128.00
3' x 4'	\$312.00	\$304.00	\$292.00	\$280.00
3' x 5'	\$390.00	\$378.00	\$367.00	\$358.00
4' x 6'	\$624.00	\$612.00	\$598.00	\$580.00
6' x 6'	\$936.00	\$924.00	\$909.00	\$896.00
6' x 8'	\$1,248.00	\$1,229.00	\$1,218.00	\$1,196.00


**Custom Sizes - Per Sq. Ft. (Approximate)**

Size	Qty. 1+
3'	\$26.00
4'	\$26.00
5'	\$26.00
6'	\$26.00
7'	\$26.00
8'	\$26.00
9'	\$26.00
10'	\$26.00
11'	\$26.00
12'	\$26.00

**Standard Colors**




Black



Gray



Brown



Tan



Mocha



Burgundy



Red



Yellow



White



Light Blue



Dark Blue



Green



Purple